



# SMS to Qmlativ - Account Cross References

*May 11, 2026*

# SMS to Qmlativ - Account Cross References




## Glossary of Terms



The table below will help you reference terms that differ from SMS to Qmlativ.

| SMS                  | Qmlativ  |
|----------------------|--|
| Chart of Accounts    | Account List (Feature)                             |
| Check Reconciliation | Checks (within <i>Bank Reconciliation</i> feature) |
| Cash Receipt         | Cash Receipt Deposit (Feature)                     |

## Report Cross-Reference





The table below will help you reference reports that differ in name from SMS to Qmlativ. Please note, reports in Qmlativ are not built identically to those in SMS and you may notice differences in how report data displays.










| SMS                                    | Qmlativ   |
|--|---|
| Account Sequence                       | Invoices by Account   |
| Balance Sheet Summary                  | <p>There is no direct equivalent; you may use one of the following reports or build a custom report if necessary.</p> <ul style="list-style-type: none"> <li>Balance Sheet Summary by Fund</li> <li>Navigate to  <b>MENU</b> &gt; <b>Administrative Access &gt; Reporting &gt; Data Mining Report List</b> and add a data mining report using the Subject of Account Monthly Activity.</li> </ul>                |
| Cash Receipt Number Report             | Cash Receipts   |
| Expense/Revenue & Balance Sheet Detail | <p>There is no direct equivalent; you may use one of the following reports or build a custom report if necessary.</p> <ul style="list-style-type: none"> <li>Account Activity Detail</li> <li>Balance Sheet Detail by Fund</li> <li>Navigate to  <b>MENU</b> &gt; <b>Administrative Access &gt; Reporting &gt; Data Mining Report List</b> and add a data mining report using the Subject of Account.</li> </ul> |
| Expense/Revenue Summary                | <p>There is no direct equivalent; you may build a custom report if necessary by navigating to  <b>MENU</b> &gt; <b>Administrative Access &gt; Reporting &gt; Data Mining</b></p>   |

|  |   |
|--|---|
|  | <b>Report List</b> and adding a data mining report using the Subject of Account Monthly Activity.   |
| Report for Selected Banks (Check Reconciliation) | Checks Issued   |
| Trial Balance                                    | <ul style="list-style-type: none"> <li>• Trial Balance</li> <li>• Trial Balance - Annual</li> <li>• Trial Balance - Monthly</li> </ul>  |
| Vendor Check History                             | <p>There is no direct equivalent; you may use one of the following reports or build a custom report if necessary.</p> <ul style="list-style-type: none"> <li>• Checks Issued</li> <li>• Vendor Payment by Account</li> <li>• Navigate to  <b>MENU</b> &gt; <b>Administrative Access &gt; Reporting &gt; Data Mining Report List</b> and add a data mining report.</li> </ul> |
| General Inputs History                           | <p>There is no direct equivalent; you may build a custom report if necessary by navigating to  <b>MENU</b> &gt; <b>Administrative Access &gt; Reporting &gt; Data Mining Report List</b>.</p>  |

## Different Locations

The table below will help you reference locations that differ in name from SMS to Qmlativ.

| SMS  | Qmlativ  |
|--|--|
| Chart of Accounts is located by navigating to either <b>PaC &gt; Financial Management &gt; Chart of Accounts</b> or <b>Web Financial Management &gt; Account Management &gt; Account Master &gt; Chart of Accounts</b> . | Account List is located by navigating to  <b>MENU</b> > <b>Administrative Access &gt; Account &gt; Account List</b> .   |
| Journal Entries are located by navigating to <b>Web Financial Management &gt; Account Management &gt; Journal Entry &gt; Journal Entry</b> .   | Journal Entries are located by navigating to  <b>MENU</b> > <b>Administrative Access &gt; Account &gt; Journal Entry</b> .  |
| Cash Receipts are located by navigating to <b>Web Financial Management &gt; Account Management &gt; Cash Receipts &gt; Cash Receipts</b> .   | Cash Receipt Deposits are located by navigating to  <b>MENU</b> > <b>Administrative Access &gt; Account &gt; Cash Receipt Deposit</b> .   |
| Projects and Grants are located by navigating to <b>Web Financial Management &gt; Account Management &gt; Project/Grant Management &gt; Project/Grant Entry</b> .  | <p>Projects and Grants are located by navigating to each of the following areas of the software:</p> <ul style="list-style-type: none"> <li>•  <b>MENU</b> &gt; <b>Administrative Access &gt; Account &gt; Project By Source</b></li> </ul> |

|   |   |
|---|---|
|   | <ul style="list-style-type: none"> <li>•  <b>MENU</b> &gt; Administrative Access &gt; Account &gt; Grant By Source</li> <li>•  <b>MENU</b> &gt; Administrative Access &gt; Account &gt; Project By Account</li> <li>•  <b>MENU</b> &gt; Administrative Access &gt; Account &gt; Grant By Account</li> </ul>  |
| <p>Check Reconciliation is located by navigating to <b>Web Financial Management &gt; Accounts Payable &gt; Check Reconciliation</b>.</p>                        | <p>Checks for reconciliation are located by navigating to  <b>MENU</b> &gt; Administrative Access &gt; Account &gt; Bank Reconciliation &gt; open Bank Reconciliation &gt; Checks tab.</p>   |
| <p>Bank Reconciliation is located by navigating to <b>Web Financial Management &gt; Accounts Payable &gt; Bank Reconciliation &gt; Bank Reconciliation</b>.</p> | <p>Bank Reconciliation is located by navigating to  <b>MENU</b> &gt; Administrative Access &gt; Account &gt; Bank Reconciliation.</p>  |
| <p>Summary Accounts is located by navigating to <b>PaC &gt; Financial Management &gt; Setup &gt; Codes &gt; Summary Account</b>.</p>                            | <p>Summary Account codes are located by navigating to each of the following areas of the software:</p> <ul style="list-style-type: none"> <li>•  <b>MENU</b> &gt; Administrative Access &gt; Account &gt; Encumbrance Offset</li> <li>•  <b>MENU</b> &gt; Administrative Access &gt; Account &gt; Expense Summary</li> <li>•  <b>MENU</b> &gt; Administrative Access &gt; Account &gt; Reserved for Encumbrance</li> <li>•  <b>MENU</b> &gt; Administrative Access &gt; Account &gt; Revenue Summary</li> </ul> <p>Additional Summary Accounts from SMS exist as masks in the <i>District Configuration</i> of their respective modules.</p> |