

iboss Parent Portal Quick Start Guide

The iboss Parent Portal is a mobile app designed to empower parents with the tools they need to monitor internet usage, set access schedules, and review the browsing history of their children.

The app is available for both Apple iOS and Android under the name “**iboss Parent Portal**” within the Apple App Store and the Google Play Store.

Enrollment Process

After installing the app, it will ask for the Jordan School District enrollment code. **Enter the enrollment code of “uzakce”.**



Enrollment Code*

Submit Enrollment Code

After submitting the enrollment code, enter your parent email address and click the “Get Login Code” button. **Your email address must match the email address on record in Skyward.** You will receive an email with a one-time login code.



School Account*

Jordan School District



Welcome to the Jordan School District iboss Parent Portal.

Email*

Get Login Code

Enter the login code from the email in the appropriate box and click the “Login” button.



School Account*

Jordan School District

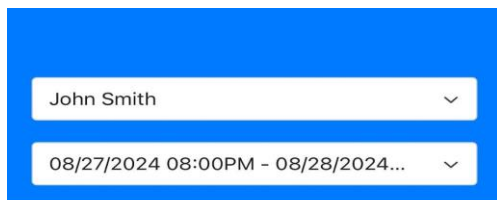
Welcome to the Jordan School District iboss Parent Portal.

Email*

Login Code*

Summary Screen

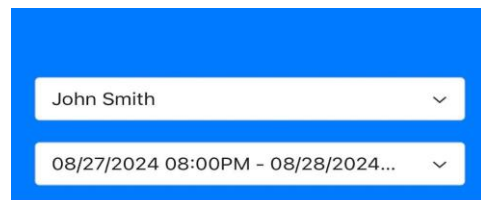
The summary screen encompasses high level information about the selected student’s internet activity. This includes a list of top search terms and frequently visited sites.



Summary

Top Keywords Searched [More >](#)

- netflix**
2 Hits
- gmail**
1 Hits
- coding games coding**
1 Hits
- samsung**
1 Hits
- duckduckgo com**
1 Hits



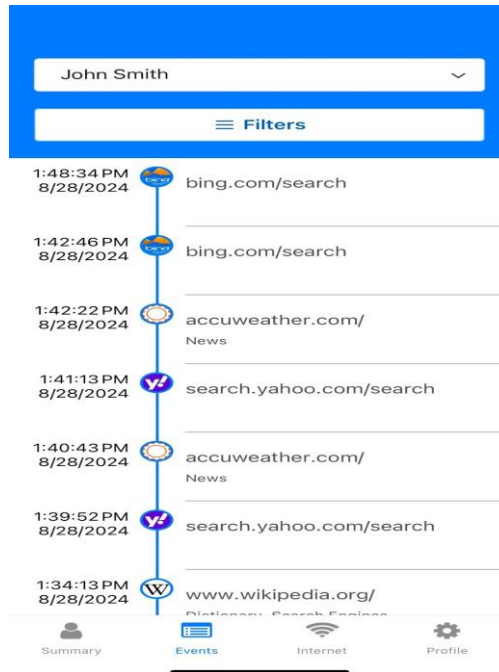
Top Sites Visited [More >](#)

- google.com**
980 Hits
28.1 Minutes
- th.bing.com**
419 Hits
15.3 Minutes
- s.yimg.com**
390 Hits
11.9 Minutes
- encrypted-tbn0.gstatic.com**
282 Hits
17.8 Minutes
- cdn.kastatic.org**
258 Hits



Events Screen

The events screen is a more detailed timeline of what the student has been doing. This timeline displays every site the student has visited in chronological order. It also provides filters to narrow down searches by date and site. Blocked searches will also be identified.



Internet Screen

The internet screen gives parents the ability to set time frames where internet access will be disabled. **Internet access remains enabled between 7am and 5pm, Monday through Friday, regardless of the schedules you create. There are also a few websites that are always accessible. It may take up to a day for some changes to apply.**

